

# Aerating Fountain - Aeration Line

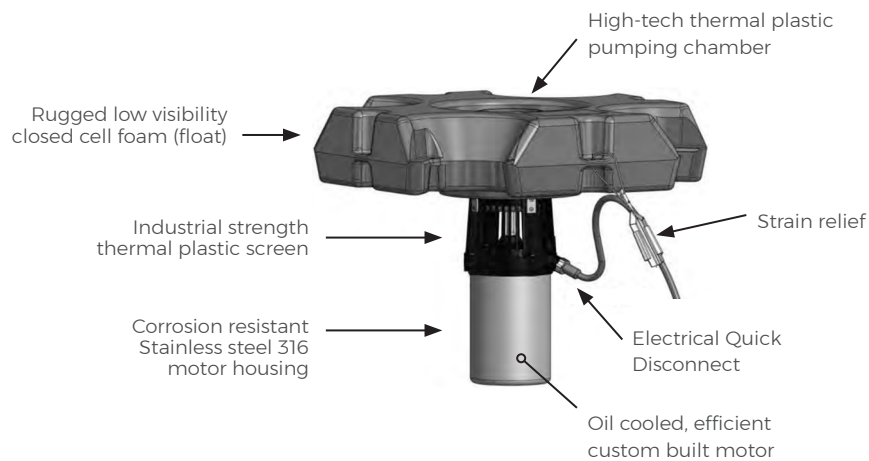
## Function

Our Aerating fountains or surface spray aerators are engineered to provide a unique mixed flow pumping system which delivers aeration where it is needed. The simple beauty of our Gemini, Sunburst and Saturn units is created through an open throat impeller design that allows them to move over three times more water than decorative patterns. The following three systems offer the best solution to those searching for an attractive display with capability to manage severe aquatic environment.



## Features:

- Complete package consist of Aerator unit and Cable with cable quick disconnect.
- Shallow operating depth (min. depth) 75cm of water.
- CE, ETI & ETL-C certified
- Optional LED light available - Fountain Glo LED Light.
- Introduce oxygen into water to control Algae, Weeds and Odors.



## Gemini



Power	1 HP	2HP	3HP	5HP
Spray Height (m)	2	2.6	3.5	4.4
Spray Diameter (m)	4	4.7	6.9	9.5
Pumping Rate (m <sup>3</sup> /hr)	119.7	143.5	172.6	242.7
Voltage (V)	230	230	230	400
Phase	1	1	1	3
Amp	8.3	12.6	13.5	7
RPM @ Frequency	2875rpm @50Hz	2875rpm @50Hz	2875rpm @50Hz	2875rpm @50Hz
LED lighting (optional)	4	4	4	4

Aerating Fountain	Aeration Line		Rev. 0	
<p>The information contained in this drawing is the sole property of Aquashi. Any reproduction in part or as a whole without the written permission of Aquashi is prohibited. Aquashi reserves the right to update all designs, specifications and data sheets without prior notice.</p>				

# Aerating Fountain - Aeration Line

## Sunburst



Power	1 HP	2HP	3HP	5HP
Spray Height (m)	1.2	2	2.9	3.2
Spray Diameter (m)	5	7.3	8.6	11.6
Pumping Rate (m <sup>3</sup> /hr)	114.4	138.1	167.2	237.3
Voltage (V)	230	230	230	400
Phase	1	1	1	3
Amp	8.3	12.6	13.5	7
RPM @ Frequency	2875rpm @50Hz	2875rpm @50Hz	2875rpm @50Hz	2875rpm @50Hz
LED lighting (optional)	4	4	4	4

## Saturn




Power	1 HP	2HP	3HP	5HP
Spray Height (m)	0.5	0.9	1.4	1.5
Spray Diameter (m)	2.1	3.3	6.1	7
Pumping Rate (m <sup>3</sup> /hr)	86.3	103.6	125.1	178
Voltage (V)	230	230	230	400
Phase	1	1	1	3
Amp	6.2	10.8	11.6	3.4
RPM @ Frequency	2875rpm @50Hz	2875rpm @50Hz	2875rpm @50Hz	2875rpm @50Hz
LED lighting (optional)	4	4	4	4

### LED Lights: (Optional)

Energy efficient low voltage LED light set available in combination of 2 or 4 lights. Sequencing option available on request.

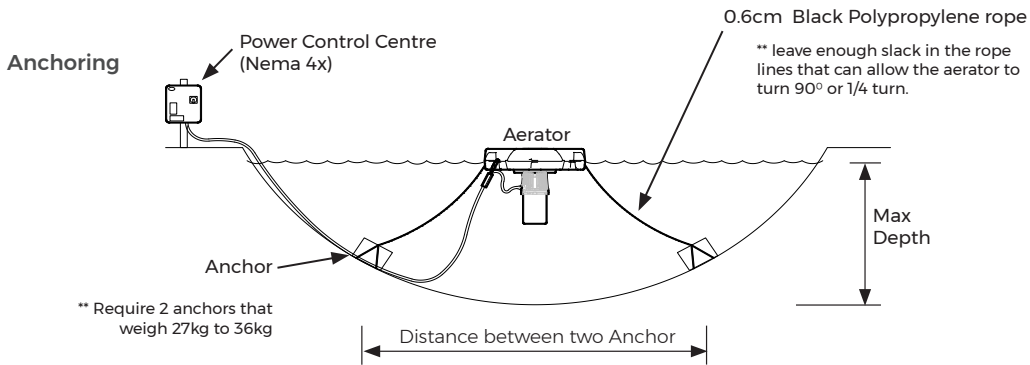
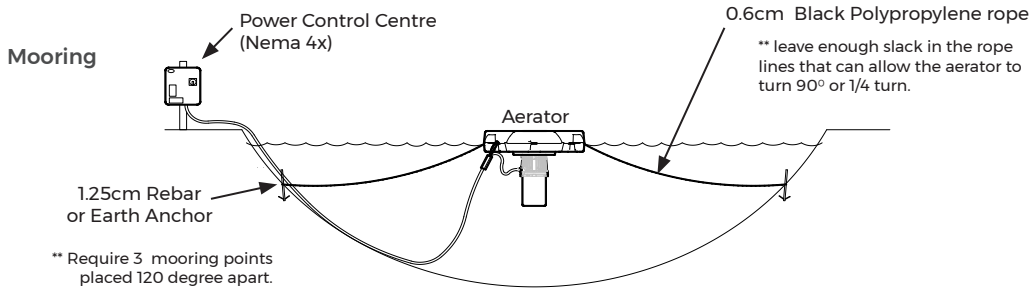
Light Colour	Bright White	Warm White	RGBW
Power	6.5 W	6.5 W	40 W
Voltage	15V DC	15V DC	30V DC
Lumen	5700K	3000K	420/480/130/620



Aerating Fountain	Aeration Line		Rev. 0	
<p>The information contained in this drawing is the sole property of Aquashi. Any reproduction in part or as a whole without the written permission of Aquashi is prohibited. Aquashi reserves the right to update all designs, specifications and data sheets without prior notice.</p>				


# Aerating Fountain - Aeration Line

## Sample installation



Max Depth (m)	Distance between two anchors (m)
1.5	3.4
1.8	4.6
2.1	6.1
2.4	9.1
2.7	12
3	16.7
3.3	21.2
3.6	26.8
3.9	30.3
4.2	36.4
4.6	42.4

\*\* Reference table for Required rope

Aerating Fountain	Aeration Line		Rev. 0	
<p>The information contained in this drawing is the sole property of Aquashi. Any reproduction in part or as a whole without the written permission of Aquashi is prohibited. Aquashi reserves the right to update all designs, specifications and data sheets without prior notice.</p>				