

Overflow Drain - ODW-S200

Function

Overflow channel drain for pools with a 2" female threaded connection. Made of stainless steel 316. Heavy duty with aesthetic drain design and polished steel finish.

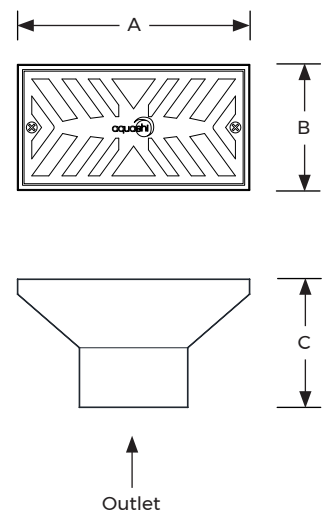
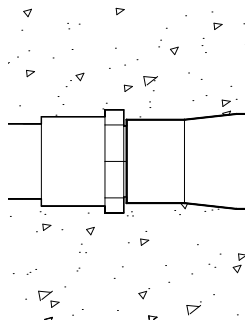
Specifications

Materials


Stainless steel 316

Connection type

Female thread



Model No.	Outlet (BSP)	A (mm)	B (mm)	C (mm)
ODW-S200	2"	150	79	87

Overflow Drain	ODW-S Series	Model No. ODW-S200	Rev. 1	
<p>The information contained in this drawing is the sole property of Aquashi. Any reproduction in part or as a whole without the written permission of Aquashi is prohibited. Aquashi reserves the right to update all designs, specifications and data sheets without prior notice.</p>				