

Pop Jet - POP Series

Function

The Pop Jet is an interactive nozzle which can be controlled to create short streams or small balls of water that appear to 'pop' out of the water feature. The length and shape of water ejected can be adjusted by increasing or decreasing the activation timing of the jet.

When grouped together the Pop jets can create dynamic fountains with its sequencing technology. Suitable for both indoor and outdoor applications. A screen discharge filter is recommended on the delivery line to remove particulates from the water.

Water level dependent for submerged and independent for non-submerged installation.



Specifications

Power

5W

Voltage

24V DC

(24V AC 50 - 60Hz available on request)

Cable

3 C - 1 mm²

Standard Cable Length

2 m (Custom length available on request)

Material:

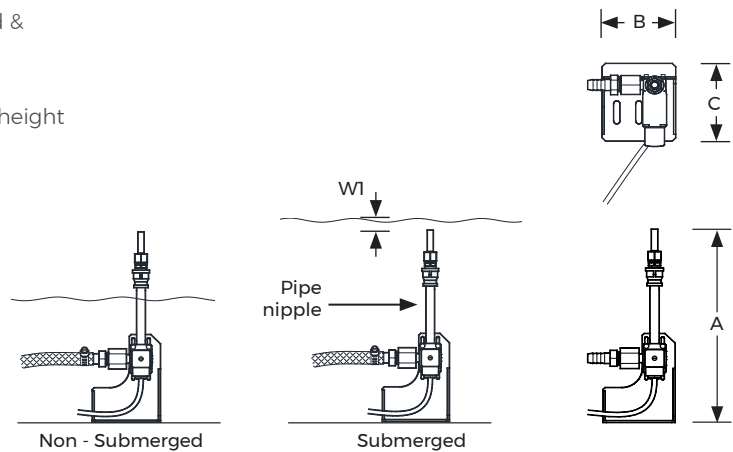
Stainless steel 316 stand & fittings, Brass nozzle.

Pop Jet Height:

238 - 363mm. (custom height available on request)


Protection Rating:

IP 68



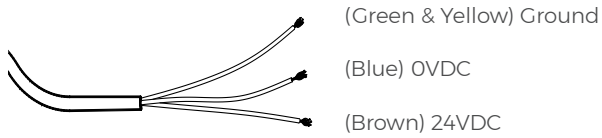
Model No.	Description	Nozzle Type	Inlet (BSP)	A (mm)	B (mm)	C (mm)	Installation	W1	Spray Height (m)	0.5	1	1.5
POP-100-4	Pop Jet 4" pipe nipple	3/8" Precision Jet	1/2"	238 - 263	133	105	Submerged	3	Flow (LPM)	4.2	5.6	8
									Head (m)	4.5	7.5	10
POP-100-6	Pop Jet 6" pipe nipple	3/8" Precision Jet	1/2"	288 - 313	133	105	Submerged	3	Flow (LPM)	4.2	5.6	8
									Head (m)	4.5	7.5	10
POP-100-8	Pop Jet 8" pipe nipple	3/8" Precision Jet	1/2"	338 - 363	133	105	Submerged	3	Flow (LPM)	4.2	5.6	8
									Head (m)	4.5	7.5	10
							Non-Submerged	n/a	Flow (LPM)	2	3.2	4.3
									Head (m)	3	6	8

* Contact Aquashi for custom depths and spray heights.

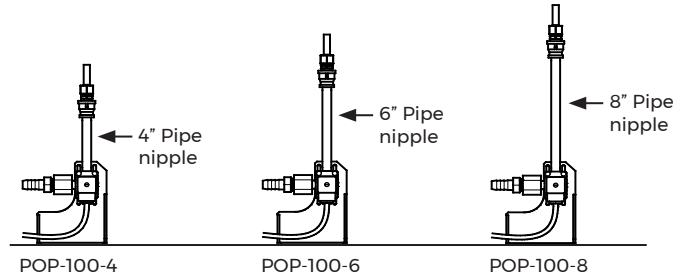
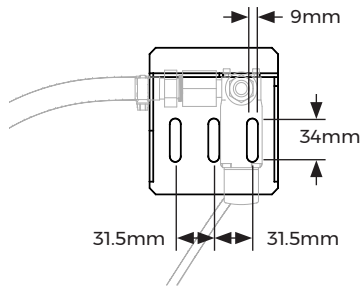
Pop Jet	POP Series	Model No. POP	Rev. 1	
<p>The information contained in this drawing is the sole property of Aquashi. Any reproduction in part or as a whole without the written permission of Aquashi is prohibited. Aquashi reserves the right to update all designs, specifications and data sheets without prior notice.</p>				

Pop Jet - POP Series

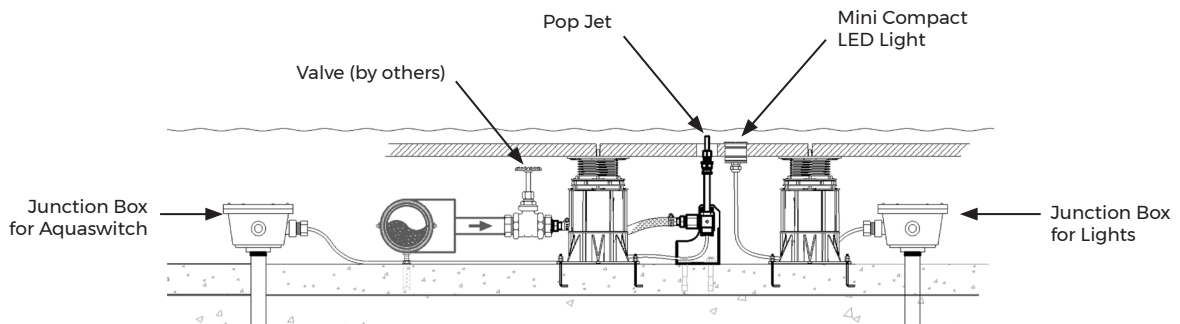
Pop Jet Cable Connection



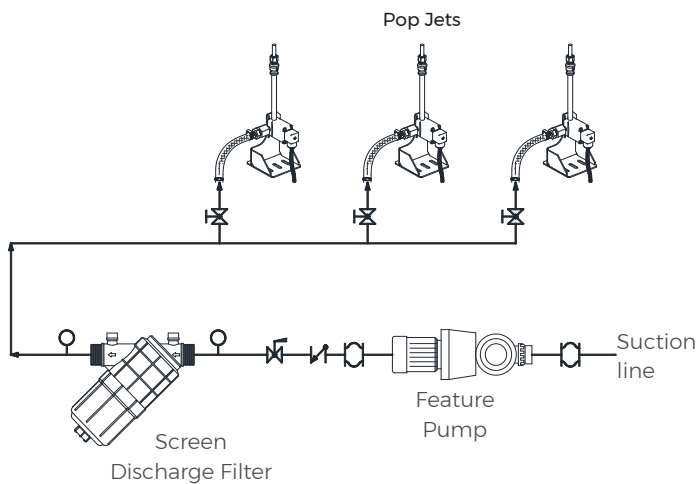
Stand hole measurement




Typical Installation



Schematic Diagram



Pop Jet	POP Series	Model No. POP	Rev. 1	
<p>The information contained in this drawing is the sole property of Aquashi. Any reproduction in part or as a whole without the written permission of Aquashi is prohibited. Aquashi reserves the right to update all designs, specifications and data sheets without prior notice.</p>				