

Swivel Ball Connector - SWB Series

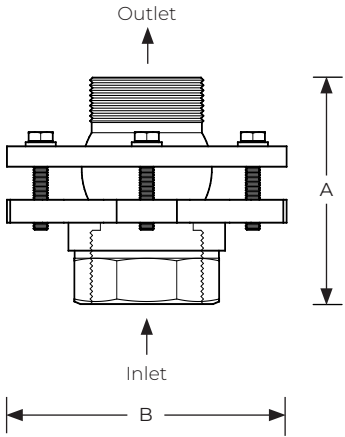
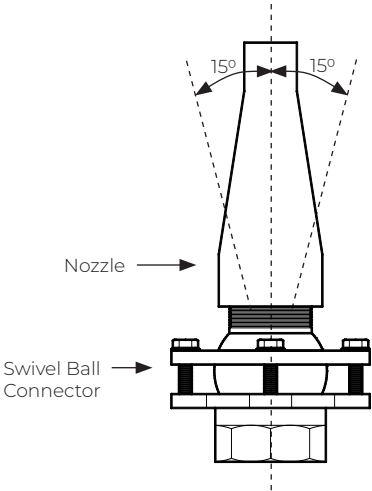

Function

Swivel connector enable the nozzle to adjust to a maximum of 15 degrees from the central axis rotation on a ball joint.


Specifications

Materials
Cast Bronze / Brass

Connection type
(Inlet) Female thread
(Outlet) Male thread



Model No.	Description	Inlet / Outlet (BSP)	A (mm)	B (mm)
SWB-100	1" Swing ball connector	1"	62	100
SWB-150	1-1/2" Swing ball connector	1-1/2"	75	116
SWB-200	2" Swing ball connector	2"	90	135
SWB-300	3" Swing ball connector	3"	111	190
SWB-400	4" Swing ball connector	4"	140	220

Swivel Ball Connector	SWB Series	Model No. SWB	Rev. 0	
The information contained in this drawing is the sole property of Aquashi. Any reproduction in part or as a whole without the written permission of Aquashi is prohibited. Aquashi reserves the right to update all designs, specifications and data sheets without prior notice.				