

Slab Hanger with integrated Fog Misting and Aquaswitch nozzle - SHLED-FG-AS Series

Function

Slab Hanger with integrated Fog Misting and Aquaswitch is composed of Slab hanger LED Light, Aquaswitch and Fog misting system. Designed to add mystical appeal on dry deck water features and walkable applications. The LED light is available in RGBW or white colour, DMX controlled for sequencing effects.

The Aquaswitch does not have any moving parts other than a solenoid which controls air intake to the activating ports in the device. The solenoid valve transfers air intake from one port to the other allowing the water flow inside the device to switch direction from one outlet to another through a process called the "Coanda effect".

Filtered water is essential for the Aquaswitch performance and reliability. A 120 mesh / 130 microns screen discharge filter is recommended on the delivery line to avoid clogging of the device.



Specifications

Light Power

30 - 35W

Light Voltage

12 - 24V DC

Light Colours

RGBW / White

Light Cable

4 C - 1 mm² (DMX light)
2 C - 1.5 mm² (White light)

Light Material:

Stainless steel 316

Light Front Cover:

Polycarbonate clear cover

Light Cable Length

2 m (Custom length available on request)

Aquaswitch Power

5W

Aquaswitch Voltage

24V DC
(24V AC 50 - 60Hz available on request)

Aquaswitch Cable

3 C - 1 mm²

Aquaswitch Material

Plastic body with Stainless steel 316 nozzle.

Aquaswitch Cable Length

2 m (Custom length available on request)

Fog misting Ring Material

Stainless steel 316

Fog misting Hose Size

Diameter 10mm

Fog misting Nozzle

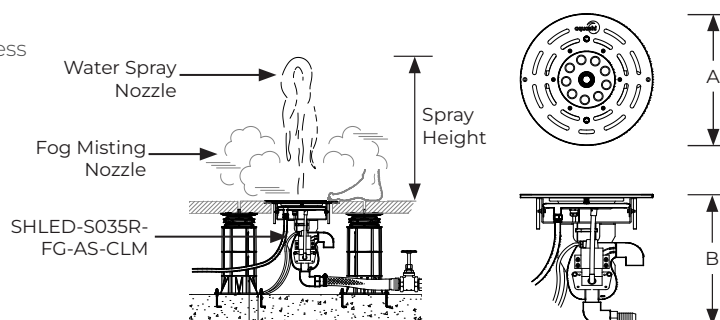
Cleanable Anti-drip 0.016" orifice Stainless steel nozzle

Fog misting Pump

230VAC / 50Hz Pulley Drive Industrial Duty misting pump (1000PSI)

Protection Rating:

Light: IP 68, IK 10
Aquaswitch: IP 68




Round Slab Hanger LED Light with Fog misting and Column Jet Aquaswitch nozzle

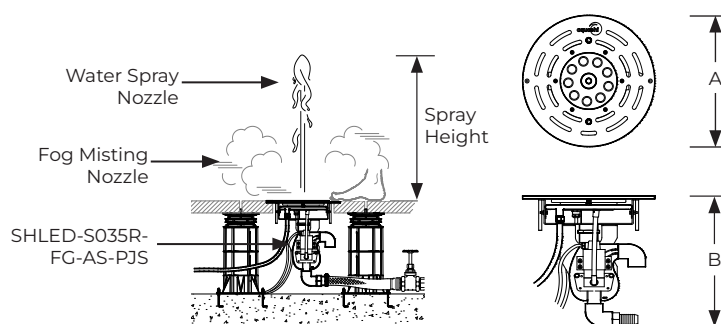
Model No.	Nozzle Type	Slab Hanger Shape	Light Colour	Light Control	Light Power (W)	Luminous Flux (lm)	A (mm)	B (mm)	Spray Height (m)	0.5	1	1.5	2	2.5
SHLED-S035R-FG-AS-CLM	Column Jet	Round	RGBW	DMX	35	1369	300	350	Flow (LPM)	35.8	41.8	47.9	53.9	60
									Head (m)	5.5	8.3	11	13.8	16.5
SHLED-S031R-FG-AS-CLM	Column Jet	Round	Cool white	On/off	30	2118	300	350	Flow (LPM)	35.8	41.8	47.9	53.9	60
									Head (m)	5.5	8.3	11	13.8	16.5
SHLED-S032R-FG-AS-CLM	Column Jet	Round	Warm white	On/off	30	1871	300	350	Flow (LPM)	35.8	41.8	47.9	53.9	60
									Head (m)	5.5	8.3	11	13.8	16.5

* Add suffix DMX to model number to order DMX controlled white light. i.e. SHLED-S032R-FG-AS-CLM-DMX

* Add suffix AUTO to model number to order Auto colour changing effect for RGBW light. i.e. SHLED-S035R-FG-AS-CLM-AUTO

Slab Hanger with Fog Misting and Aquaswitch nozzle	SHLED-FG-AS Series	Model No. SHLED-FG-AS	Rev. 0	
The information contained in this drawing is the sole property of Aquashi. Any reproduction in part or as a whole without the written permission of Aquashi is prohibited. Aquashi reserves the right to update all designs, specifications and data sheets without prior notice.				

Slab Hanger with integrated Fog Misting and Aquaswitch nozzle - SHLED-FG-AS Series



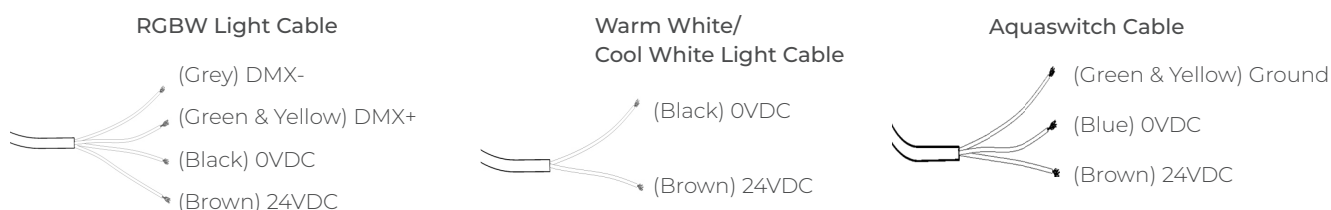
Round Slab Hanger LED Light with Fog misting and Precision Jet Aquaswitch nozzle

Model No.	Nozzle Type	Slab Hanger Shape	Light Colour	Light Control	Light Power (W)	Luminous Flux (lm)	A (mm)	B (mm)	Spray Height (m)	0.5	1	1.5	2	2.5
SHLED-S035R-FG-AS-PJS	Precision Jet	Round	RGBW	DMX	35	1369	305	462	Flow (LPM)	27.5	34.1	40.7	46.2	51.7
									Head (m)	3.3	5.7	7.7	9.9	13.2
SHLED-S031R-FG-AS-PJS	Precision Jet	Round	Cool white	On/off	30	2118	305	462	Flow (LPM)	27.5	34.1	40.7	46.7	51.7
									Head (m)	3.3	5.7	7.7	9.9	13.2
SHLED-S032R-FG-AS-PJS	Precision Jet	Round	Warm white	On/off	30	1871	305	462	Flow (LPM)	27.5	34.1	40.7	46.7	51.7
									Head (m)	3.3	5.7	7.7	9.9	13.2

* Add suffix DMX to model number to order DMX controlled white light. i.e. SHLED-S032R-FG-AS-PJS-DMX

* Add suffix AUTO to model number to order Auto colour changing effect for RGBW light. i.e. SHLED-S035R-FG-AS-PJS-AUTO

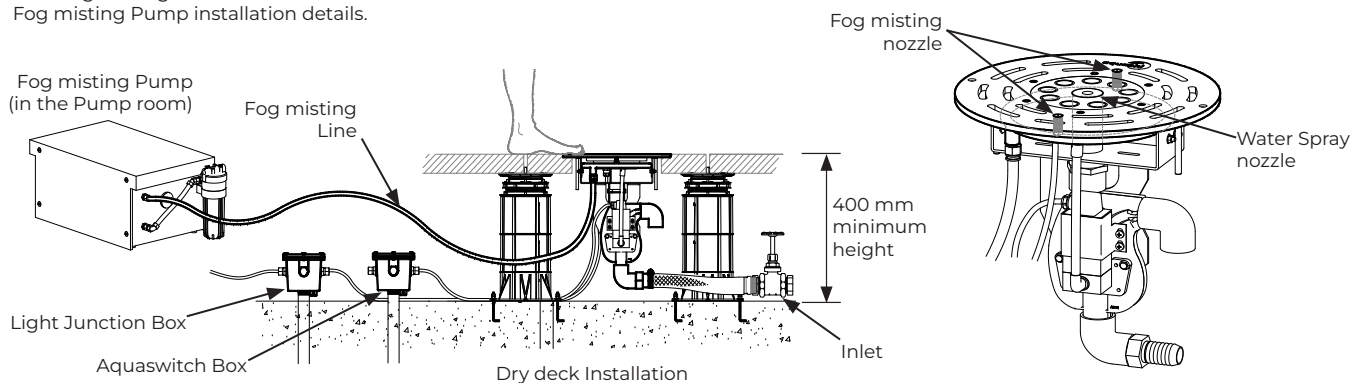
Connection Diagram




* Wiring the Light power into Data terminal will void the product warranty.

Typical installations

*See Fog Misting installation manual for more Fog misting Pump installation details.



Slab Hanger with Fog Misting and Aquaswitch nozzle	SHLED-FG-AS Series	Model No. SHLED- FG-AS	Rev. 0	
The information contained in this drawing is the sole property of Aquashi. Any reproduction in part or as a whole without the written permission of Aquashi is prohibited. Aquashi reserves the right to update all designs, specifications and data sheets without prior notice.				